



## MECHANICAL TOOLKIT FOR EXCHANGING THE DOUBLE BEARING VAG without removing the engine mount

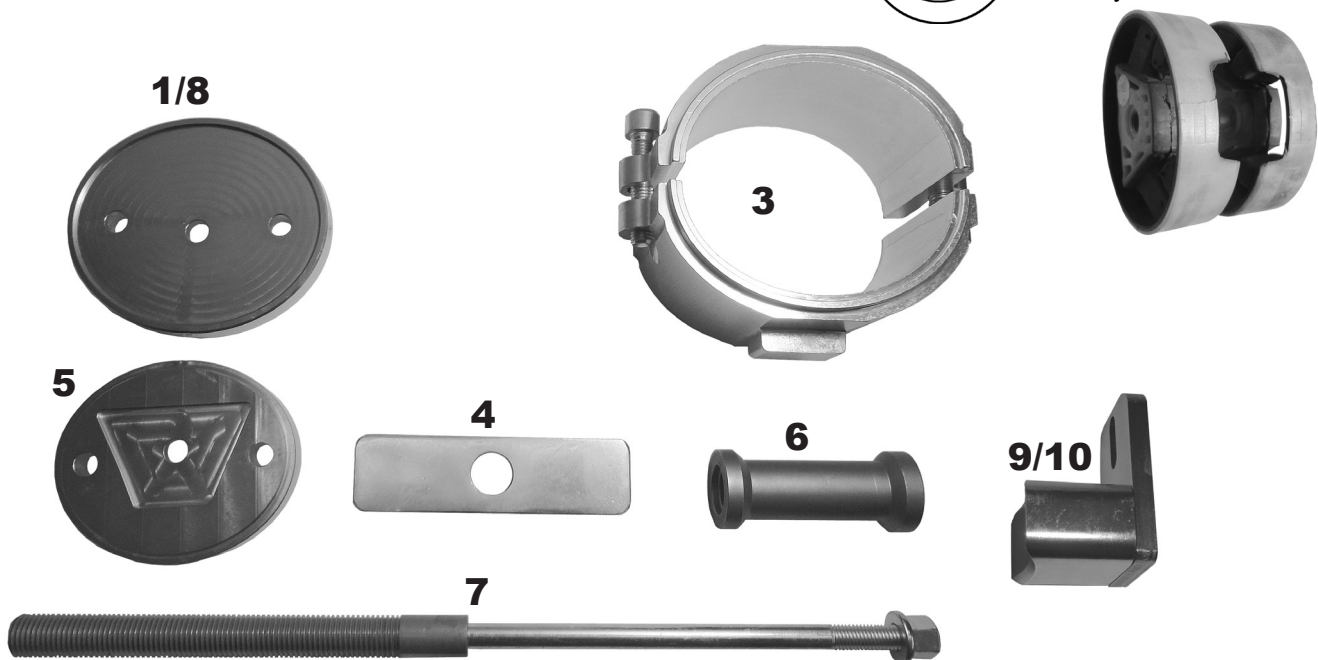
**Working range:** Double bearing on the engine mount Ø 106/126

**Suitable for:** Crafter since `16  
 MAN LTE since `16

**Article-no.:** **33 252 300**



Factory no: 2N0199867/8



Pos.	Artikel-no.	name
1	33 252 601	Thrustpad counterbearing
3	33 252 603	Clamping device
4	33 252 604	Security pad
5	33 252 605	Thrustpad disassembling
6	33 903 604	Distance sleeve
7	33 901 613	Tension bolt M20 reduced to M12, 450 long with collar nut
9	33 252 609	Sliding piece
10	33 252 610	Plate

**Optional:**


**12** 32 101 414 Zugmutter (Pulling device)

Content of delivery are Pos 1, 3-7 and 9, 10.



**Note:** The borehole is not central (not in the bushing, not in the thrust pads)

**Disassembling:**



Destroy the shell of the old bushing, so the upper bushing won't hinder the pulling by sitting on the edge of the „window“.




**Pretensioning:**

The side of the tension device (3) with the small edges face towards the engine mount.

Put in both halves of the bushing at the same time.

Use lubricant!  
Tighten it to the stop.  
Alternate in turning the bolts.



For the best placement, position the bushing slightly underneath the inner edge.



**Assembling:**

